

# MMA-020624-M4 2000-6000 MHz Fully Matched High Dynamic Range Amplifier

## Features:

- P1dB: +25 dBm
- OIP3: +40 dBm
- Pave: +18.5 dBm @ 2.5% EVM 802.16 / 64QAM
- Gain: 17 dB
- Single +8V Supply
- MTTF > 100 years @ 85°C ambient temperature
- RoHS Compliant Surface-Mount QFN 4x4mm Package

## Applications:

- WiMax
- Instrumentation
- Point-to-Point Microwave Radio

## Description:

The MMA-020624-M4 is a high linearity GaAs MESFET MMIC amplifier utilizing MwT's proprietary linear device technology. It is in a LCC lead-frame package. Applications include the driver amplifiers in 3G cellular and WiMax/WLAN infrastructure base stations, access points and gain-block amplifiers in 2-6 GHz range. The third order intercept performance of the MMA-020624-M4 is excellent, typically 15 dB above the Output power at 1 dB gain compression point. It provides +25 dBm P1dB, +40 dBm OIP3, +18.5 dBm Pave @ 2.5% EVM under 802.16/64 QAM input signal and 17 dB gain.

## Typical RF Performance: *V<sub>ds</sub>=8.0V, I<sub>ds</sub>=250mA, T<sub>a</sub>=25 °C Z<sub>0</sub>=50 ohm*

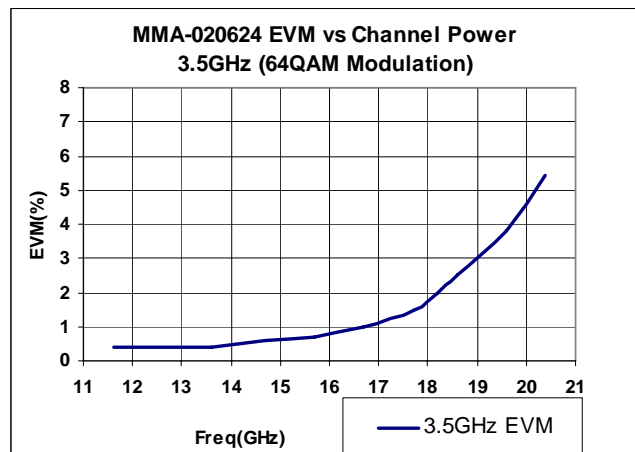
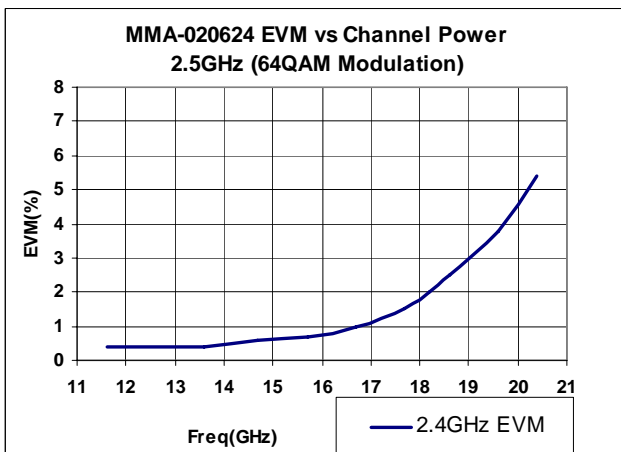
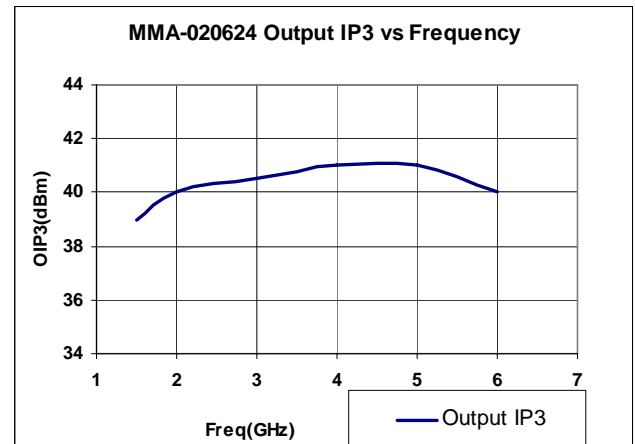
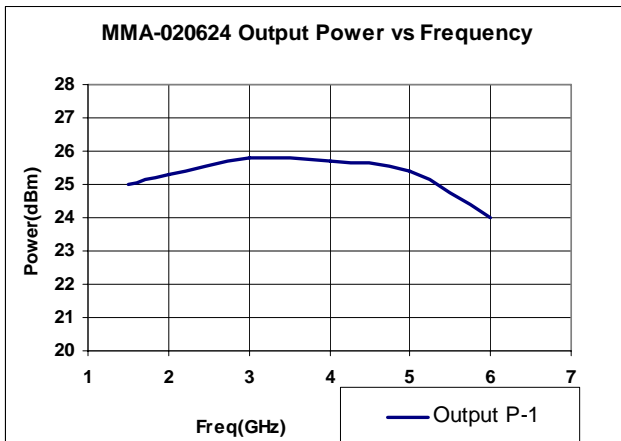
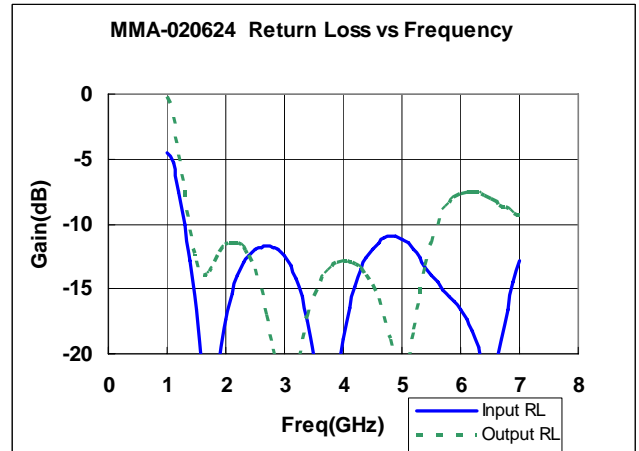
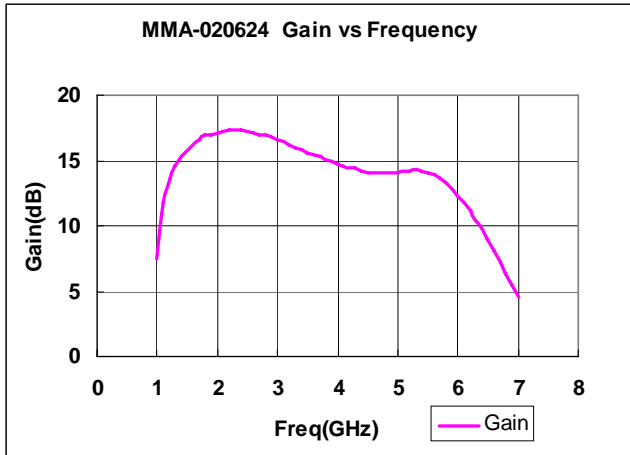
Parameter	Units	Typical Data	
Frequency Range	MHz	2000-4000	4000-6000
Gain (Typ / Min)	dB	17 / 15	13 / 11.5
Gain Flatness (Typ / Max)	+/-dB	1.0 / 1.5	1.3 / 1.5
Input Return Loss	dB	12	12
Output Return Loss	dB	12	10
Output P1dB	dBm	25	24
Output IP3 <sup>(1)</sup>	dBm	40	40
P <sub>out</sub> @ 2.0% EVM	dBm		18
Noise Figure	dB		3.5
Operating Current Range (Typ / Max)	mA	250 / 300	
Thermal Resistance	°C / W	30	

(1) Output IP3 is measured with two tones at output power of 13 dBm/tone separated by 10 MHz.

# MMA-020624-M4

2000-6000 MHz Fully Matched High Dynamic Range Amplifier

## Typical RF Performance: $V_{ds}=8V$ , $I_{ds}=250mA$ , $Z_0=50\text{ ohm}$ , $T_a=25\text{ }^\circ\text{C}$



# MMA-020624-M4

2000-6000 MHz Fully Matched High Dynamic Range Amplifier

## Absolute Maximum Ratings: ( $T_a=25\text{ }^\circ\text{C}$ )\*

SYMBOL	PARAMETERS	UNITS	ABSOLUTE MAXIMUM
Vds	Drain-Source Voltage Drain	V	9.0
Ids	Current	mA	300.0
Pdiss	DC Power Dissipation RF	W	2.7
Pin max	Input Power	dBm	+24.0
Tope	Operating Temperature	°C	-40 to +85
Tch	Channel Temperature	°C	150
Tstg	Storage Temperature	°C	-60 to 150

\*Operation of this device above any one of these parameters may cause permanent damage.

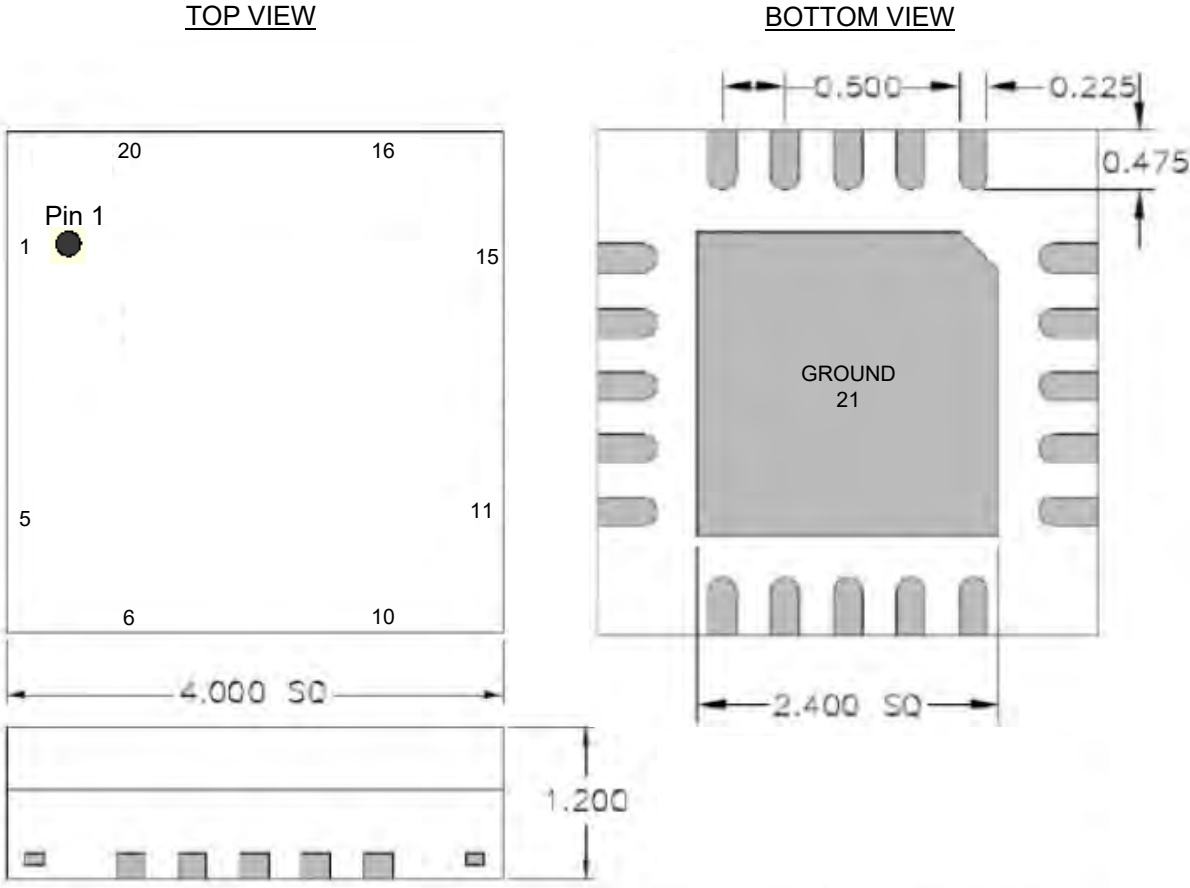
## Typical Scattering Parameters: $V_{ds}=8.0V$ , $I_{ds}=250mA$ , $Z_0=50\text{ ohm}$ , $T_a=25\text{ }^\circ\text{C}$

Freq (GHz)	S11		S21		S12		S22	
	Mag	Ang	Mag	Ang	Mag	Ang	Mag	Ang
2.0	0.842	17.6	0.775	39.5	0.0179	-40.5	0.747	-1.97
2.2	0.805	-13.8	0.918	14.7	0.0198	-68.5	0.654	-38.9
2.4	0.758	-45.4	1.07	-6.5	0.0216	-94.2	0.542	-78.8
2.6	0.675	-76.6	1.38	-26.2	0.0241	-117	0.384	-122
2.8	0.579	-105	2.04	-53.7	0.0303	-139	0.202	-176
3.0	0.483	-127	2.82	-91.9	0.0407	-168	0.0817	65.2
3.2	0.459	-145	3.39	-135	0.0506	154	0.179	-29.5
3.4	0.471	-169	3.61	-175	0.0567	116	0.248	-70.2
3.6	0.467	163	3.71	147	0.0596	79.4	0.286	-99.8
3.8	0.442	131	3.8	111	0.0619	43.7	0.319	-127
4.0	0.396	96.8	3.88	75.8	0.0633	8.36	0.345	-156
4.2	0.328	56.9	3.9	40.4	0.0659	-25.8	0.354	173
4.4	0.25	5.93	3.81	5.06	0.0694	-61.5	0.342	142
4.6	0.206	-66.2	3.76	-30.6	0.0719	-98.3	0.294	111
4.8	0.26	-144	3.6	-67.5	0.0683	-136	0.21	81.2
5.0	0.384	160	3.35	-105	0.0657	-173	0.114	53
5.2	0.499	114	2.98	-142	0.0628	152	0.0246	62.6
5.4	0.584	72.7	2.59	-177	0.0593	118	0.0718	140
5.6	0.646	33.8	2.22	150	0.0559	85.3	0.132	116
5.8	0.69	-3.61	1.89	118	0.0507	53.1	0.177	85.3
6.0	0.732	-39.7	1.61	85.3	0.0458	22.7	0.213	52.4

# MMA-020624-M4

2000-6000 MHz Fully Matched High Dynamic Range Amplifier

**Mechanical Information:** *This Package is RoHS compliant*



The units are in [mm].

Pin	Description
3	RF Input
13	RF Output
17, 18	Vd, DC input
2, 4, 12, 14, 21	GND
1,5,6,7,8,9,10, 11,15,16,19,20	Floating

# MMA-020624-M4

2000-6000 MHz Fully Matched High Dynamic Range Amplifier

## Contact Information

For additional information please visit [www.cmlmicro.com](http://www.cmlmicro.com) or contact a sales office.

Europe	America	Asia
<ul style="list-style-type: none"><li>• Maldon, UK</li><li>• Tel +44 (0) 1621 875500</li><li>• <a href="mailto:sales@cmlmicro.com">sales@cmlmicro.com</a></li></ul>	<ul style="list-style-type: none"><li>• Winston-Salem, NC</li><li>• Tel +1 336 744 5050</li><li>• <a href="mailto:us.sales@cmlmicro.com">us.sales@cmlmicro.com</a></li></ul>	<ul style="list-style-type: none"><li>• Singapore</li><li>• Tel +65 6288129</li><li>• <a href="mailto:sg.sales@cmlmicro.com">sg.sales@cmlmicro.com</a></li></ul>

Although the information contained in this document is believed to be accurate, no responsibility is assumed by CML for its use. The product and product information is subject to change at any time without notice. CML has a policy of testing every product shipped using calibrated test equipment to ensure compliance with product specification.

© 2017 CML Microsystems Plc